

SHREK 2

PHOTO FRAMES

Instructions:


1. Print out all of the photo frame pages.
2. Cut out all of the pieces along the dotted lines.
3. Remember to ask an adult for help when cutting!
4. Cut out the center of each frame.
5. Glue or tape the frame to the front of a photo.

Put a Photo Frame on all of your favorite photos!




SHREK 2

PHOTO FRAMES




SHREK 2

PHOTO FRAMES



SHREK 2


PHOTO FRAMES



SHREK 2

PHOTO FRAMES

cut here 



SHREK 2

PHOTO FRAMES

